

No. 5-1/2022-Desk (PMP)
Government of India
Ministry of Education
Department of School Education & Literacy
(PM POSHAN Division)

Shastri Bhavan, New Delhi
Dated: 23rd March, 2022

Respected Sir / madam,

Subject: Allocation of food grains to States & UTs under Pradhan Mantri Poshan Shakti Nirman Scheme (PM POSHAN Scheme) for the 1st Quarter (April to June, 2022) and 2nd Quarter (July to September, 2022) of financial year 2022-23.

Department of Food & Public Distribution has concurred the allocation of 1422596.30 MTs of food grains comprising 256244.35 MTs of wheat and 1166351.95 MTs of fortified rice vide O.M. No. 4-2/2022-BP-II(e-379501) dated 21st March, 2022 (copy enclosed) to States & UTs at National Food Security Act (NFSA) prices i.e. Rs.2.00 per kg of wheat and Rs.3.00 per kg of rice under the PM POSHAN Scheme for 1st Quarter (April to June, 2022) and 2nd Quarter (July to September, 2022) of 2022-23. Accordingly, the food grains allocation for States & UTs during first two quarters of 2022-23 is enclosed herewith at Annexure-I and Annexure-II respectively.

2. States & UTs are requested to further allocate the food grains to their districts as per their requirement on the basis of approved number of children and working days under intimation to this Department as well as to Food Corporation of India (FCI) for supply of food grains accordingly.

3. After receiving food grains allocation from the States & UTs, the District Administration will send a schedule (periodicity and date/week) of lifting of food grains to the local FCI depot depending upon its requirement, transportation convenience and storage capacity. The validity period for lifting of food grains will be as per extant guidelines.


4. District Administration may lift allocated food grains on monthly, bi-monthly or quarterly basis as indicated in its schedule, in accordance with the guidelines issued by Department of Food & Public Distribution, Ministry of Consumer Affairs, Food & Public Distribution, Govt. of India vide their letter No. 1-2/2008-BP.II dated 18.9.2008, from the FCI godowns starting from the 1st day of the month preceding the allocation quarter and up to 25th of the last month of the allocation quarter. Districts officers are, therefore, required to be directed to lift the food grains accordingly.

5. Payment of the cost of food grains will be made by District authorities within 20 days of the receipt of bills from FCI as per the guidelines issued by this Department vide letter No. 1-15/2009- Desk(MDM) dated 10.2.2010. The guidelines for decentralization of payment of cost of food grains to FCI at district level under PM POSHAN Scheme (erstwhile Mid Day Meal Scheme) may also be downloaded from the website of this Department www.mdm.nic.in. These instructions may be followed strictly by all the States & UTs.

6. Procedure laid down in para 3.6 to 3.9 of the above mentioned guidelines dated 10.02.2010 on decentralization of payment of cost of food grains shall be followed meticulously to ensure that the best quality food grains, which in any case will not be inferior to Fair Average Quality (FAQ), is lifted from the FCI godown. The process followed at the time of receipt of food grains from FCI depots should be repeated at each level till the foodgrains reach the end user to ensure that only good quality food grains are delivered for consumption by children. Records/samples to ensure quality should be maintained at all levels.

7. As per para 5.2 of the above mentioned guidelines dated 10.02.2010, a monthly report on payment to FCI and quantity of food grains lifted and released to schools/cooking agency may be furnished in the prescribed format (Annexure-III) latest by 15th of the each following month strictly on regular basis. The Monthly Progress Report (MPR) may also be emailed on monthly basis.

8. The States & UTs will furnish Utilization Certificate of the food grains supplied under the Scheme during the year 2021-22 latest by 30.06.2022 in the format enclosed at Annexure-IV to enable GOI to release allocation of food grains for the 3rd and 4th Quarter before 1st week of August, 2022. In the Utilization Certificate, only the quantity actually consumed at the school/cooking agency level will be indicated as utilized. Whatever remains in school/cooking agency/Block/District level stores/godowns will be shown as unspent balance.



(R. C. MEENA)
Joint Secretary (EE-I)
Tel. No. 011-23389247

To,

The Additional Chief Secretaries/ Principal Secretaries/ Secretaries to the Nodal Department of State Govt. & UT Administration dealing with PM POSHAN Scheme

Copy to:

1. The Executive Director (Sales), Food Corporation of India, 16-20, Barakhamba Lane, New Delhi – 110 001 with the photocopy of the above mentioned OM of the Department of Food & Public Distribution for issuing instruction to all concerned to make available at least of FAQ quality of foodgrain at the FCI godowns, facilitate lifting of the same and submit bills to district authorities within 10 days after lifting for payment by them.
2. The Deputy Secretary, Department of Food & Public Distribution (BP-II Section), Krishi Bhavan, New Delhi w.r.t. their OM No. 4-2/2022-BP-II(e-379501) dated 21.03.2022
3. The Directors, PM POSHAN Scheme of all the States & UTs for necessary action.
4. Director(GVB)/Director(RA)/DS(DA)
5. US(AD)/US(AK)/US(SA)


(R. C. MEENA)
Joint Secretary (EE-I)
Tel. No. 011-23389247

भारत सरकार

उपभोक्ता मामले, खाद्य और सार्वजनिक वितरण मंत्रालय

खाद्य और सार्वजनिक वितरण विभाग

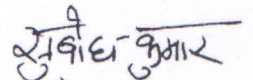
कृषि भवन, नई दिल्ली

दिनांक 21st March 2022OFFICE MEMORANDUM

Subject:- Allocation of foodgrains under PM POSHAN Scheme for the year 2022-23 for the period 01.04.2022 to 30.09.2022.

The undersigned is directed to refer to Ministry of Education, Department of School Education & Literacy's O.M. No. 5-1/2022-Desk (PMP) dated 14.03.2022 of on the above mentioned subject and to convey the approval of this Department for allocation of **1422596.30 MTs of foodgrains comprising 256244.35 MTs of Wheat & 1166351.95 MTs of fortified rice for 1st and 2nd quarters of 2022-23 i.e. 01.04.2022 to 30.09.2022** to Ministry of Education, Department of School Education & Literacy at NFSA prices i.e. Rs. 2 per kg of wheat and Rs. 3 per kg of rice under the PM POSHAN Scheme.

2. The validity period for lifting of foodgrains will be as per extant guidelines.
3. The Department of School Education & Literacy may communicate State/UT-wise allocation of the allocated quantity of foodgrains to FCI and States/UTs well in time and ensure its lifting within the stipulated validity period by States/UTs.
4. Food Corporation of India (FCI) would issue rice and wheat as per State-wise allocation for the year 2022-23 with monthly breakup to be made by the Department of School Education and Literacy.
5. The Department of School Education & Literacy is also requested to furnish consolidated Utilization Certificate in the prescribed proforma GFR - 19A duly signed by the concerned Director for the foodgrains allocated to them under PM POSHAN Scheme for the year 2021-22.
6. The Department of School Education & Literacy, Ministry of Education may ensure that FCI gets full payment in respect of foodgrains released by it to States/UTs under the Scheme & utilization certificates are furnished by the State/UT Governments to it in time. They are also requested to make payment of outstanding amounts to FCI without any delays as FCI bears huge amount of interest on unpaid outstanding amount.


(सुबोध कुमार)

भारत सरकार के अवर सचिव

Tel. No- 23073798

To

D/o School Education & Literacy, Ministry of Education,
(Kind Attention: Sh. Ajay Kumar, Under Secretary (PM POSHAN))
Shastri Bhawan, New Delhi.

Copy for information to:-

1. The Chairman-cum-Managing Director, FCI, New Delhi.
2. The General Manager (Sales), FCI, New Delhi.
3. US (Policy-III&IV) / BP-III / BP-I / US (FC A/c) / Guard File.

PM POSHAN
Allocation of foodgrains for the 1st Quarter of 2022-23
(For the period 01.04.2022 to 30.06.2022)

(In MTs)

Sl. No.	State/UT	PRIMARY STAGE						UPPER PRIMARY STAGE						NCLP		
		No. of children approved by PAB for 2021-22	No. of Working Days approved by PAB for 1st QTR of the year 2021-22	Foodgrains			No. of children approved by PAB for 2021-22	No. of Working Days approved by PAB for 1st QTR of the year 2021-22	Foodgrains			No. of children approved by PAB for 2021-22	No. of Working Days approved by PAB for 1st QTR of the year 2021-22	Foodgrains		
				Wheat	Rice	Total			Wheat	Rice	Total			Wheat	Rice	Total
1	2	3	4	5	6	7=(5+6)	8	9	10	11	12=(10+11)	13	14	15	16	17=(15+16)
1	Andhra Pradesh	2168773	30	0.00	6506.32	6506.32	1172517	30	0.00	5276.33	5276.33	2655	45	0.00	17.92	17.92
2	Arunachal Pradesh	101745	42	0.00	427.33	427.33	53787	33	0.00	266.25	266.25		0	0.00	0.00	0.00
3	Assam	2770104	68	0.00	18836.71	18836.71	1529982	68	0.00	15605.82	15605.82		0	0.00	0.00	0.00
4	Bihar	7587180	49	0.00	37177.18	37177.18	4233321	49	0.00	31114.91	31114.91		0	0.00	0.00	0.00
5	Chhattisgarh	1796847	34	0.00	6109.28	6109.28	1079685	34	0.00	5506.39	5506.39		0	0.00	0.00	0.00
6	Goa	93296	15	139.94	0.00	139.94	65741	15	147.92	0.00	147.92		0	0.00	0.00	0.00
7	Gujarat	2654000	43	5706.10	5706.10	11412.20	1512000	43	4876.20	4876.20	9752.40		0	0.00	0.00	0.00
8	Haryana	927320	45	1877.82	2295.12	4172.94	550334	91	3380.43	4131.63	7512.06	1557	76	7.99	9.76	17.75
9	Himachal Pradesh	276792	68	0.00	1882.19	1882.19	202610	68	0.00	2066.62	2066.62		0	0.00	0.00	0.00
10	Jammu & Kashmir	540604	49	0.00	2648.96	2648.96	292561	49	0.00	2150.32	2150.32		0	0.00	0.00	0.00
11	Jharkhand	2240484	53	0.00	11874.57	11874.57	1096729	78	0.00	12831.73	12831.73	3812	78	0.00	44.60	44.60
12	Karnataka	2589137	23	933.75	5021.27	5955.02	1718334	23	929.55	4998.70	5928.25	631	90	1.34	7.18	8.52
13	Kerala	1683597	22	0.00	3703.91	3703.91	1048189	23	0.00	3616.25	3616.25		0	0.00	0.00	0.00
14	Madhya Pradesh	4059398	35	9093.05	5114.84	14207.89	2565927	35	8621.51	4849.60	13471.12	3570	78	26.73	15.04	41.77
15	Maharashtra	5932882	18	0.00	10679.19	10679.19	4050540	18	0.00	10936.46	10936.46	1417	78	0.00	16.58	16.58
16	Manipur	123962	48	0.00	595.02	595.02	36563	48	0.00	263.25	263.25		0	0.00	0.00	0.00
17	Meghalaya	402896	63	0.00	2538.24	2538.24	169709	63	0.00	1603.75	1603.75		0	0.00	0.00	0.00
18	Mizoram	91859	59	0.00	541.97	541.97	41949	59	0.00	371.25	371.25		0	0.00	0.00	0.00
19	Nagaland	111049	56	0.00	621.87	621.87	34749	56	0.00	291.89	291.89	2200	78	0.00	25.74	25.74
20	Orissa	2707788	37	0.00	10018.82	10018.82	1721175	37	0.00	9552.52	9552.52		0	0.00	0.00	0.00
21	Punjab	950222	44	2090.49	2090.49	4180.98	628060	44	2072.60	2072.60	4145.20	4754	78	27.81	27.81	55.62
22	Rajasthan	3920458	35	9148.19	4573.41	13721.60	2060593	35	7212.44	3605.68	10818.11		78	0.00	0.00	0.00
23	Sikkim	28110	64	0.00	179.90	179.90	21748	64	0.00	208.78	208.78		0	0.00	0.00	0.00
24	Tamilnadu	2130216	40	0.00	8520.86	8520.86	1434549	40	0.00	8607.29	8607.29	4010	78	0.00	46.92	46.92
25	Telangana	1005000	25	0.00	2512.50	2512.50	575000	25	0.00	2156.25	2156.25	2941	73	0.00	32.20	32.20
26	Tripura	259556	47	0.00	1219.91	1219.91	165789	47	0.00	1168.81	1168.81		0	0.00	0.00	0.00
27	Uttarakhand	388566	41	0.00	1593.12	1593.12	261463	41	0.00	1608.00	1608.00		0	0.00	0.00	0.00
28	Uttar Pradesh	12757946	39	16419.48	33336.51	49755.99	5842203	39	11278.37	22898.51	34176.89	2642	78	10.20	20.71	30.91
29	West Bengal	7202596	54	0.00	38894.02	38894.02	4289534	60	0.00	38605.81	38605.81	22588	78	0.00	264.28	264.28
30	A&N Islands	15690	22	0.00	34.52	34.52	12328	22	0.00	40.68	40.68		0	0.00	0.00	0.00
31	Chandigarh	49552	47	93.16	139.74	232.89	40970	47	115.54	173.30	288.84		0	0.00	0.00	0.00
32	D&N Haveli, Daman & Diu	39337	49	0.00	192.75	192.75	24400	49	0.00	179.34	179.34		0	0.00	0.00	0.00
33	Delhi	645311	31	1000.23	1000.23	2000.46	639793	31	1487.52	1487.52	2975.04		0	0.00	0.00	0.00
34	Lakshadweep	5105	24	0.00	12.25	12.25	2362	24	0.00	8.50	8.50		0	0.00	0.00	0.00
35	Ladakh	11048	74	0.00	81.76	81.76	5200	74	0.00	57.72	57.72		0	0.00	0.00	0.00
36	Puducherry	29565	35	0.00	103.48	103.48	21273	35	0.00	111.68	111.68		0	0.00	0.00	0.00
	TOTAL	68297991		46502.21	226784.33	273286.54	39201667		40122.07	203300.36	243422.43	52777		74.07	528.74	602.81

AK
23.3.2022
अजय कुमार/AJAY KUMAR
अवर सचिव/Under Secretary
भारत सरकार/Govt. of India
शिक्षा मंत्रालय/Min. of Education
एन सी ई आर सहाय विद्यापीठ/School Education & Literacy
एन सी ई आर सहाय विद्यापीठ, नई दिल्ली

PM POSHAN
Allocation of foodgrains for the 2nd Quarter of 2022-23
(For the period 01.07.2022 to 30.09.2022)

Sl. No.	State/UT	PRIMARY STAGE						UPPER PRIMARY STAGE						NCLP		
		No. of children approved by PAB for 2021-22	No. of Working Days approved by PAB for 2nd QTR of the year 2021-22	Foodgrains			No. of children approved by PAB for 2021-22	No. of Working Days approved by PAB for 2nd QTR of the year 2021-22	Foodgrains			No. of children approved by PAB for 2021-22	No. of Working Days approved by PAB for 2nd QTR of the year 2021-22	Foodgrains		
				Wheat	Rice	Total			Wheat	Rice	Total			Wheat	Rice	Total
1	2	3	4	5	6	7=(5+6)	8	9	10	11	12=(10+11)	13	14	15	16	17=(15+16)
1	Andhra Pradesh	2168773	72	0.00	15615.17	15615.17	1172517	72	0.00	12663.18	12663.18	2655	92	0.00	36.64	36.64
2	Arunachal Pradesh	101745	76	0.00	773.26	773.26	53787	76	0.00	613.17	613.17		0	0.00	0.00	0.00
3	Assam	2770104	49	0.00	13573.51	13573.51	1529982	49	0.00	11245.37	11245.37		0	0.00	0.00	0.00
4	Bihar	7587180	70	0.00	53110.26	53110.26	4233321	70	0.00	44449.87	44449.87		0	0.00	0.00	0.00
5	Chhattisgarh	1796847	74	0.00	13296.67	13296.67	1079685	74	0.00	11984.50	11984.50		0	0.00	0.00	0.00
6	Goa	93296	70	653.07	0.00	653.07	65741	70	690.28	0.00	690.28		0	0.00	0.00	0.00
7	Gujarat	2654000	74	9819.80	9819.80	19639.60	1512000	74	8391.60	8391.60	16783.20		0	0.00	0.00	0.00
8	Haryana	927320	70	2921.06	3570.18	6491.24	550334	92	3417.57	4177.04	7594.61	1557	76	7.99	9.76	17.75
9	Himachal Pradesh	276792	73	0.00	2020.58	2020.58	202610	73	0.00	2218.58	2218.58		0	0.00	0.00	0.00
10	Jammu & Kashmir	540604	49	0.00	2648.96	2648.96	292561	49	0.00	2150.32	2150.32		0	0.00	0.00	0.00
11	Jharkhand	2240484	72	0.00	16131.48	16131.48	1096729	78	0.00	12831.73	12831.73	3812	78	0.00	44.60	44.60
12	Karnataka	2589137	77	3126.02	16810.33	19936.35	1718334	77	3111.97	16734.79	19846.76	631	76	1.13	6.07	7.19
13	Kerala	1683597	60	0.00	10101.58	10101.58	1048189	66	0.00	10377.07	10377.07		0	0.00	0.00	0.00
14	Madhya Pradesh	4059398	72	18705.71	10521.96	29227.67	2565927	72	17735.69	9976.32	27712.01	3570	79	27.07	15.23	42.30
15	Maharashtra	5932882	74	0.00	43903.33	43903.33	4050540	74	0.00	44960.99	44960.99	1417	78	0.00	16.58	16.58
16	Manipur	123962	69	0.00	855.34	855.34	36563	69	0.00	378.43	378.43		0	0.00	0.00	0.00
17	Meghalaya	402896	64	0.00	2578.53	2578.53	169709	64	0.00	1629.21	1629.21		0	0.00	0.00	0.00
18	Mizoram	91859	60	0.00	551.15	551.15	41949	65	0.00	409.00	409.00		0	0.00	0.00	0.00
19	Nagaland	111049	63	0.00	699.61	699.61	34749	63	0.00	328.38	328.38	2200	79	0.00	26.07	26.07
20	Orissa	2707788	73	0.00	19766.85	19766.85	1721175	73	0.00	18846.87	18846.87		0	0.00	0.00	0.00
21	Punjab	950222	74	3515.82	3515.82	7031.64	628060	74	3485.73	3485.73	6971.47	4754	76	27.10	27.10	54.20
22	Rajasthan	3920458	74	19341.89	9669.50	29011.39	2060593	74	15249.15	7623.43	22872.58		79	0.00	0.00	0.00
23	Sikkim	28110	64	0.00	179.90	179.90	21748	64	0.00	208.78	208.78		0	0.00	0.00	0.00
24	Tamilnadu	2130216	59	0.00	12568.27	12568.27	1434549	59	0.00	12695.76	12695.76	4010	77	0.00	46.32	46.32
25	Telangana	1005000	66	0.00	6633.00	6633.00	575000	66	0.00	5692.50	5692.50	2941	70	0.00	30.88	30.88
26	Tripura	259556	64	0.00	1661.16	1661.16	165789	64	0.00	1591.57	1591.57		0	0.00	0.00	0.00
27	Uttarakhand	388566	74	0.00	2875.39	2875.39	261463	74	0.00	2902.24	2902.24		0	0.00	0.00	0.00
28	Uttar Pradesh	12757946	75	31575.92	64108.68	95684.60	5842203	75	21689.18	44035.61	65724.78	2642	78	10.20	20.71	30.91
29	West Bengal	7202596	71	0.00	51138.43	51138.43	4289534	72	0.00	46326.97	46326.97	22588	79	0.00	267.67	267.67
30	A&N islands	15690	68	0.00	106.69	106.69	12328	68	0.00	125.75	125.75		0	0.00	0.00	0.00
31	Chandigarh	49552	74	146.67	220.01	366.68	40970	74	181.91	272.86	454.77		0	0.00	0.00	0.00
32	D&N Haveli, Daman & Diu	39337	74	0.00	291.09	291.09	24400	74	0.00	270.84	270.84		0	0.00	0.00	0.00
33	Delhi	645311	70	2258.59	2258.59	4517.18	639793	72	3454.88	3454.88	6909.76		0	0.00	0.00	0.00
34	Lakshadweep	5105	65	0.00	33.18	33.18	2362	67	0.00	23.74	23.74		0	0.00	0.00	0.00
35	Ladakh	11048	66	0.00	72.92	72.92	5200	66	0.00	51.48	51.48		0	0.00	0.00	0.00
36	Puducherry	29565	62	0.00	183.30	183.30	21273	62	0.00	197.84	197.84		0	0.00	0.00	0.00
TOTAL		68297991		92064.55	391864.50	483929.05	39201667		77407.96	343326.40	420734.36	52777		73.49	547.62	621.11
		Requirement of foodgrains for first two Qtrs of 2022-23														
		Item	Quantity (in MTs)													
		Rice	1166351.95													
		Wheat	256244.35													
		Total	1422596.30													

Wk-
 23.2.2022
 अजय कुमार/AJAY KUMAR
 अवर सचिव/Under Secretary
 भारत सरकार/Govt. of India
 शिक्षा मंत्रालय/Min. of Education
 स्कूल शिक्षा और साक्षरता विभाग/School Education & Literacy
 शाही भवन, नई दिल्ली/Shahi Bhawan, New Delhi

Monthly Report for supply of foodgrains and payment made to FCI under PM POSHAN Scheme

Name of the STATE/UT-----

Financial Year: -----

Annual/Six monthly Allocation (in MTs)	Foodgrains lifted (till last month)	Foodgrains lifted during the month (in MTs)	Foodgrains released to Schools/Cooking agencies (in MTs) (till this month)	Pending bills of FCI of the previous year (in Rs.)	Bill submitted by FCI (till this month)		Payment made to FCI (till this month)	
					Quantity (in MTs)	Amount (in Rs.)	Quantity (in MTs)	Amount (in Rs.)
1	2	3	4	5	6	7	8	9
1	Rice							
2	Wheat							
	Total							

Date: _____
Place: _____

(Signature)
Secretary of the Nodal Department
Government/UT Administration of ----

[PM POSHAN Scheme]

Name of the STATE/UT-----

Financial Year: 2(2021-2022

UTILISATION OF FOODGRAINS (PRY & U PRY) during 2021-22

Sl. No.	Foodgrains	PRIMARY					UPPER PRIMARY				
		Allocation for the year 2021-22	Opening Balance as on 31.3.2021	Lifted from FCI during 2021-22	Aggregate quantity Consumed at School level	Balance* Stock as on 31.3.2022	Allocation for the year 2021-22	Opening Balance as on 31.3.2021	Lifted from FCI during 2021-22	Aggregate quantity Consumed at School level	Balance* Stock as on 31.3.2022
1	2	3	4	5	6	7	8	9	10	11	12
1	Rice										
2	Wheat										
	Total										

*: includes unspent balance at State, District, Block and schools/cooking agencies level at the end of the year.

Date: _____

Place: _____

(Signature)

Secretary of the Nodal Department
Government/UT Administration of ----